

The IronHorse

Classic & Flex

2018-01-01



Lennartsfors

Why IronHorse Flex?



New Heavy Duty Track with Internal driving system

- Better grip
- Run softer
- Easier to manouver
- Longer life-span



Heavy Duty Track




Standard Track

Possibilities to move the accessories platform either mechanical or hydraulic




Hydraulic engagement



Mechanically



New Possilities!



Watch more lennartsforsplay at [YouTube](#)

Lennartsfors
-simplifying forestry





Classic Hunting

The machine is equipped either with Honda 9 or 13 Hp. It has up- raised steering handle and transport position. Max speed 7 km/h and 6,1 l fuel tank. Equipped with double boggie, variator, forward/reverse gear, brake, diff lock, skidbar, manual winch 10 meter.

Models

Part No. 968 7435-14-1 IH2090 With Moose Bin



Part No. 968 7435-15-1 IH2090 With Moose Trailer



*All above machines can be equipped with 13 Hp

NEW!

Flex Hunting

The machine is equipped either with Honda 9 or 13 Hp. It has up-raised steering handle and transportation position. Max speed 7 km/h and 6,1 l fuel tank. Equipped as standard are double boggie, variator, forward/reverse gear, brake, diff lock, skidbar and Manual winch 10 meters and **Heavy Duty Tracks**. *Mechanical adjustment accessories platform(I) or Hydraulic adjusted. incl. Hydraulic kit (HI).*





Models

Part No. 968 7460-02 IH2090 Flex I
Heavy Duty Tracks with Moose Trailer

Part No. 968 7460-02-2 IH2090 Flex I
Heavy Duty Tracks with Moose Bin

Part No. 968 7460-04 IH2090 Flex HI
Heavy Duty Tracks Hydraulic with Moose Trailer

*All above machines can be equipped with 13 Hp





Classic Forest

Machine is equipped either with Honda 9 or 13 Hp. Also up-raised steering handle with transport position. Top speed 7 km/h and 6,1 l fuel tank. Equipped as standard are double boggie, variator, forward/reverse gear, brake, diff lock, skidbar, anchor block, manual winch 10 meter wire, chainsaw bracket, toolbox and furthermore equipped with felling bunk, loading guard and Power winch 20 meter wire with pull force of 7000/10 000 N.

Models

Part No 968 7446-02-1 IH2090 PW Classic

Part No 968 7448-02-1 IH2013 PW Classic



NEW!

Flex Forest


Machine is equipped either with Honda 9 or 13 Hp. Also up-raised steering handle with transport position. Top speed 7 km/h and 6,1 l fuel tank. Equipped as standard are double boggie, variator, forward/reverse gear, brake, diff lock, skidbar, anchor block, manual winch 10 meter wire, chainsaw bracket and furthermore equipped with felling bunk, loading guard and Power winch 20 meter wire with pull force of 7000/10 000 N and **Heavy Duty Tracks**. *Mechanical adjustment accessories platform(I) or Hydraulic adjusted + double valve incl. Hydraulic kit (HI).*

Models

Part No. 968 7460-21 IH2090 PW Flex I
Heavy Duty Tracks

Part No. 968 7460-23 IH2090 PW Flex HI
Heavy Duty Tracks and Hydraulic

*All above machines can be equipped with 13 Hp



TIMBERTRAILER T1650 K30-40



Timbertrailer T1650 K30-40

Part. No. 531 0144-92

A well know brand with high quality. You can change the length of the trailer by 60 cm, from 168cm to 228cm between the loading banks.

It's includes Hydraulic aggregate with Honda GX200 engine. Crane 30-40-model

Loading capacity	1650 Kg
Reachable	3.4m
Lifting capacity 3,0m	150 Kg
Lifting capacity 1,2m	450 Kg
Grip Rotator	Turning 360 degrees
Oil pressure	140 bar
Supportleg	Hydraulic
Valve levers	7 levers
Loading guard	Yes
Wheels	22x11-8" 6 layers
Weight	448 Kg
Length	3820 mm – 4420 mm

Bigger Wheels

Part. No. 531 0144-93

Upgrade the trailer with bigger wheels. 3/65-12" 8- layers with supported tread

NOTE! The trailer in the picture is extra-equipped with bigger wheels

Kit Timbertrailer Part No. 531 0143-79
Tow Ball & Lever attachment



THE IRONHORSE IH2013PW Flex HI with Timbertrailer 1710 4WD



The IronHorse IH2013PW

Part. No. 968 7460-50

Flex HI Forest

is equipped with a Honda 13Hp engine with charging coil and 12v battery, electrical start. Equipped as standard with double boggie, forward/reverse gear, brake, diff lock, skidbar, anchor block, manual winch 10 meter wire, chainsaw bracket and furthermore equipped with felling bunk, loading guard and integrated Power winch with 20 meter wire and a pull force of 10 000 N and Heavy Duty Tracks.


A Integrated Hydraulic kit powers a Hydraulicly adjustable accessories platform as well as the crane and drive on the trailer.

Timbertrailer T1710 4WD is a powerful, driven trailer with a Kranman 30-40 crane. The trailer is built with a center beam construction. You can change the length of the trailer by 60 cm, from 168cm to 228cm between the loading banks. The cylinders and hoses to the drive rolls are well protected on the boggie. Loading capacity 1700kg

The drive rolls on the trailer in engaged by switches on the steering handle wich also includes automatic brake valves, ensuring a safe handling in steep terrain.

Loading capacity	1700 Kg
Reachable	3.4 m
Lifting capacity 3,0m	220 Kg
Lifting capacity 1,2m	450 Kg
Grip Rotator	Turning 360 degrees
Oil pressure	140 bar
Supportleg	Hydraulic
Valve levers	7 levers
Loading guard	Yes
Wheels	22x11-8" 6 layers
Total weight	1270 Kg
Length	4700 mm – 5600 mm

NOTE! The trailer in the picture is extra-equipped with 30-50 crane and hydraulic winch



ACCESSORIES



Hydraulic winch, radio controlled Fits only trailer T1710

Part. No. 531 0170-00

RC Hydraulic winch HV500 is a reliable and proven construction. The winch kit is complete with also radio controlled box, wire, hock, hoses, and electrical controlled hydraulic valve.

Weight	11 Kg
Speed	30 m/min
Oil pressure	190 bar
Maximum pull strength	500 Kg
Rec. Oil flow	10-15 l/min
Radio controlled	2 channels
Wire/thickness	5 mm
Range RC	Ca 50 m
Wire length	25 m



2 Levers valve kit

Part. No. 531 0170-32

Valve kit consist of 2 levers for all movement except support legs and grip that has separately levers.



Crane 30 - 50

Part. No. 531 0145-12

Reachable	3.5 m
Lifting capacity 3,0m	240 Kg
Lifting capacity 1,2m	500 Kg



Working lights.

Part. No. 531 0145-13

LED , 2 pcs 15W LED

Timber Cart Combi

Part No. 531 0198-47



The trailer is suspended pivotally on the IronHorse and is extensible. All stakes are collapsible and boggie. Can also be equipped with Platform (5310135-40)

Width totally:	1210 mm
Width between the Felling bunk:	785 mm
Extension of trailer min/max:	1,8- 3,8 m
Wheel:	16 x 6,5-8"
Weight:	155 Kg
Loading capacity:	1000 Kg

Platform for the Timber Cart

Part No. 531 0135-40



The platform is delivered complete with fastening brackets. Sides and tailgate are foldable. The platform is made for the Timber Cart Combi (531 01 98-47)

Length:	200 cm
Width:	120 cm
Height: (Side and tailgate)	30 cm
Weight:	120 kg
Loading capacity:	600 kg

Platform Cart.

Part No. 531 0196-70



The Platform Cart is suspended pivotally on the Iron Horse and the wheels are adjustable. When the wheels are in the low position it is ideally suited for rear loading with or without winch. The front side/ side board are fixed.

Length without wheels:	2150 mm
Width:	900 mm
Weight:	88 Kg
Length total:	2150 mm
Length w/o wheels	1730 mm
Wheel:	4,00-8"
Loading capacity	700 Kg

**Platform Classic
Platform Flex**

**Part No. 501 3984-02
Part No. 501 3984-02-2**



The platform is easily mounted on the IronHorse. With the large tailgate lowered it is easy to load heavy materials from the ground with the help of the winch.

Length:	1180 mm
Width:	1020 mm
Height:	500 mm
Height tailgate:	290 mm
Weight:	72 Kg
Loading capacity:	500 Kg



**Tipper platform Classic
Tipper platform Flex H**

**Part No. 531 0135-31
Part No. 531 0142-64**

The tipper platform is delivered complete with fastening brackets, could be used either manual, winch or hydraulic Sides and tailgate are removable. With the sides and tailgate removed, the platform is completely clean with no stakes in the corners. The front gate is not removable.

Length:	1080 mm
Width:	1070 mm
Height:	460 mm
Height sides:	290 mm
Weight:	60 Kg
Loading capacity:	800 Kg



* Equipped with Hydraulic kit



Felling bunk

Part No. 531 0135-24

The Felling bunk have folding bars as are possible to lock in two positions, as make it easy to load and unload big logs. The Felling bunk have ring on each side to fasten the strap and a felling function to unload the log.

Loading width:	800 mm.
Loading height:	300 mm
Loading capacity:	1000 Kg



Extension bar

Part No. 501 3994-01

The extension bar can be used to extend the Felling bunk and increase the loading capacity. It can also be used to facilitate the loading both manual and with the winch. The extension bars have also attachment lug to attach the snatch block as can be used for winching.

Length: (mounted in the bar)	300 mm.
Totally length	370 mm.



Snatch block

Part No. 531 0196-08

The snatch block is open with a swivel hook. Extremely useful in combination with the power winch, both for changing direction of pull and for winching the IronHorse forward. Also need when using Hydraulic crane



Loading Platè Flex HI--model

Part No. 531 0142-87

Consisting of mounting brackets and plate easy to attache onto the fellingbunk. This kit makes it easy to load logs using the winch as the logs slides onto the machine. Foldable in a way that it can be in horizontal position when going without any load on the machine. The perfect combination together with the Hydraulic kit easily using the piston sliding on the logs.

Dimension:	780 x 740 mm
Weight:	21 Kg

Loading Plate Classic

Part No. 531 0135-15

Loading Plate Flex I-model

Part No. 531 0144-08



Kit consisting of mounting brackets and plate. This kit makes it easy to load logs using the winch as the logs slides onto the machine. Foldable in a way that it can be in horizontal position when going without any load on the machine. The loading plate is also a support to the ground and work as a brake so the machine don't move backwards.

The loading plate is easy to mount on existing machine.

Dimension:	420 x 935 mm
Weight:	25 kg



Skidding cart

Part No. 531 0198-35

Perfect tool to attach behind The Ironhorse without leaving a scratch On the ground. Easy way to transport out the logs. Need Power winch to operate the skidder.

Weight 38 Kg



Hydraulic Crane Classic

Part No. 531 0135-80

The Hydraulic Crane can be mounted on the IronHorse. The design with its good centre of gravity makes it possible to maintain the same good stability on the IronHorse. The Telescopic Crane is build up in a module system and is very easy to assemble on the IronHorse with 9 or 13 hp engine.

Reach:	550-2150 mm
Length of stroke:	0-1600 mm (2X800 mm)
Pressure of stroke (Push)	1120 Kg
Lifting capacity:	200 – 700 Kg
Max lifting angle:	70°
Max Rotation:	360°
Pulling force:	690 kg
Hydraulic Pressure:	140 bar
Weight:	370 kg



Loading crane

Part No. 501 3999-01

The loader can be fitted to each IronHorse with power winch. The loader is complete with bracket to the power winch, adjustable loading arm, chains and roller.

Length loading arm (min/max): 850 – 1150 mm



Loading Bracket

Part No. 531 0140-67

Bracket that makes it easier to load the wild animal onto the platform. The head of the animal will be placed further up towards the engine and by this gives a better balance while driving in the terrain.

Timber Grapple

Part No. 531 0143-20



The grapple fits The Ironhorse Flex with hydraulic kit. The Grapple makes it Quicker and easier to move bigger logs or brushes.

Includes grip, piston, bar and attachment.

Driving Track Classic model

Part No. 531 0000-01



Kevlar armed driving tracks, made of nature rubber and epoxy pin, casted into the rubber. The tracks have a very good tearing strength and hard-wearing. The tracks are special made for the IronHorse.

(As spare parts)

Heavy Duty Track Flex model

Part No. 531 0141-40



The brand new track on the Flex Iron Horse is significantly longer life-span and provide considerably better traction on ground and snow surface.

(As spare parts)

Spikes for the Classic Driving tracks.

Part No. 531 0135-17



Mounting kit for the Driving tracks include 24 pieces for 2 Driving tracks, 12 spikes in each tracks. All are included in the kit, with screws, nuts and washers. The spikes have a toothed surface, as give a good grip in slippery and hard ground .

1 Spike, as spare, Part no. 531 01 41-84



Power winch IH 9 Hp & 13 Hp -2010
Power winch IH 9 Hp & 13 Hp 2010-

Part No. 501 3998-05
Part No. 531 0139-49

The Power winch to the IronHorse include, a complete kit with 20 m. wire, corner block, pulley, belt, bar and cover for the transmission.

Pulling force 700 – 1000Kg
 Winch wire included the hook. 6 mm. 20 meter



Load Guard incl. left-/right bar

Part No. 531 0135-54

Role for Load Guard

Part No. 501 4009-01



Storage cover.

Part No. 501 3979-02

Tailor made storage cover to protect the engine, steering lever and power winch when storing the IronHorse outside.



Detachable Working Light
LED 20W Incl. bracket

Part. No. 531 0143-91

Detachable, reloading LED-light incl. attachment for The IronHorse. Use as working light, when driving in the terrain or place it in a suitable place when working in the forest.

High quality working light in aluminum, that runs by reloading battery. The Ball light can be adjusted in 2 stages 1000 lumen or 2000 lumen. When using option 2000 lumen it will operate for 3 hours and at 1000 lumen for approximately 7 hours.

Reloadable
 Lumen 1000, 2000
 5000 K
 Li-ion battery 7,4v – 8,8 Ah
 IP44
 Dimension 193 x 132 x 216 mm



Hydraulic kit. Pump 5,0 cm3

Part No. 531 0137-03



With this Hydraulic kit you can use a wide variety of equipment and tools together with your IronHorse.

The Hydraulic kit can only be assembled on the 9 & 13 Hp version of the IronHorse.

Hydraulic kit. Pump 5,0 cm3

Flow:

18 l/min.

Pressure:

140 bar

Engine Cover

Part No. 531 0140-68



The cover protects engine and exhaust system from external obstacles and dirt.(Only 9 Hp models)



Frame for EUR-pallets Classic Frame for EUR-pallets Flex

Part No. 531 0141-33

Part No. 531 0143-35

Frame for EUR-pallets

Smart accessories for loading a EUR pallet on the Iron Horse.

Adapted for loading and unloading with pallet forks.

The pallet is completely level despite the Iron Horse chassis leans back slightly

News!



Hand winch Heavy Duty Incl. bracket

Part No. 531 0144-12

The Hand winch, included 20 m wire, hook and bracket.

Pulling force

500 kg.

Wire

5 mm. 20m

The IronHorse in Action



Lennartsfors AB, has extensive experience in mechanical manufacturing, including as a manufacturer of office equipment, automotive components, and woodworking.

Most of the employees have personal experience of practical work in the forest or woodworking, which means that we understand the importance of good quality and ease of use


Milestones

Was founded in 1947, the mechanical workshop that is the basis for the current operations.

1951 was started the production of the first Swedish-built liquid duplicator Facit Answers Plento.

In the early 1970s - were started production of woodworking machinery.

Nowadays the business consists of the manufacturing of products for small-scale forestry and various transportation in terrain. The program consists of several models sawmill, The IronHorse and Wheelhorse. Various sub contraction manufactures are also performed.



2007 an own subsidiary of Lennartsfors AB was formed manufacturing mopeds from Norsjö Mechanical AB in Forshaga. Today they are manufactured and marketed in Lennartsfors but under the name Norsjö Moped.

Development and production

Development is mainly done with own resources or in near co-operation with technology providers working closely with various agencies and users. Operations are carried out in a close relationship with nature and the environment. High level of expertise, quality and security are important to us constituents and all this should be reflected in our products.

In order to satisfy the requirements for rational production, optimum quality and to the customer the best total economy, we have implemented a number of investments in both administrative systems and various production equipment. In addition to design and development department consists of our resources of modern machinery that includes various NC machines for cutting, robotic welding, environmentally friendly powder coating, assembly, and warehouse and distribution capacity.

Our combined resources and experience, where our staff are our greatest asset, providing us with unique opportunities to work from concept to final product and distribution



Technical Data for IH

Width:	1080 mm
Height:	1120 mm Steering handle, transport position
Length:	1780 mm
Weight	350 – 485 Kg
Max. load	1,0 ton
Hauling capacity	700/900 kp 9,0/13,0 hp
Max. speed	7 km/h
Ground pressure	0,15 kg/cm ³ at 500 kg load
Fuel tank	6,1 L
Engine	Honda Four-stroke



Lennartsfors AB

Lennartsfors 1

S-672 92 ÅRJÄNG

Phone +46 (0)573-39200

www.lennartsfors.com

Dealer

Lennartsfors
-simplifying forestry



LIKE US ON
FACEBOOK!